

JLT CLAMPS

12' PANEL CLAMP

#79F-M2-12-PC

Edge Glue a Wide Variety of Solid Wood Components with the JLT Panel Clamp


Includes: (30) 3-1/2" High Jaw Opening Handle Tighten Clamps.
Standard: 40" (Optional: 52") or mix and match for a custom package.
Quart of glue release agent.



#138B
GLUE SPREADER
shown as optional accessory


MEASUREMENTS

Width: 145"
Height: 72"
Depth: 48" (62" with 40" clamps loaded)
Total Weight Capacity: 4,000 lbs.
(20-degree operating angle)




Rocker Plate Adapters

JLT Rocker Plate Adapters are great for face gluing thick stock material (up to 6" thick). Easily add or remove the plates when deemed necessary.
Optional accessory.



Easily Adjust and Hang

Mounting Plates on the back of the clamps allow for quick and easy attaching of the clamps onto the clamp rack. Easily slide the clamps left to right to create a desired setup.



Heavy Duty Clamps

JLT Clamp arms are built to last. With minimal maintenance and strong steel construction, these clamps can last a lifetime.

JAMES L. TAYLOR

JAMES L. TAYLOR MANUFACTURING

130 Salt Point Turnpike | Poughkeepsie, NY 12603 | 845-452-3780 | sales@jamestaylor.com
jltclamps.com | jamesltaylor.com